




How to Download & Setup the SchoolWay App on Your Apple Device

- Go to the Apple App Store & search for **SchoolWay**. Tap **Download**. *iPad Users: Search under iPhone Only*



- Launch the app.
 - Existing Account - Tap **Sign In**. Enter your username and password.
 - Create Account - Tap **Register**. Enter your information.



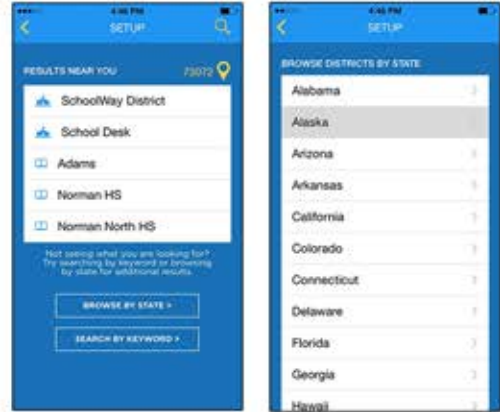
- Select your user role, and tap **Save**.

You will now begin the setup Wizard. Follow the instructions listed to select your district or school.

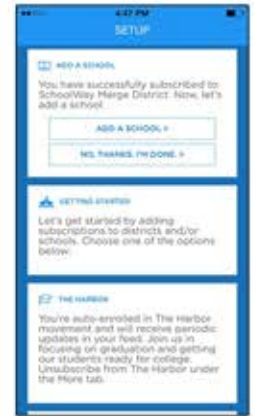
You will be auto-enrolled in The Harbor movement and will receive periodic updates in your feed. You can unsubscribe from The Harbor by accessing the **MORE** option.



- Select your district or school.
 - You can choose from those that are geographically near you, or search by state or keyword.
OR
 - Search by using your WayCode.



- Add a school.
 - Select a school. You can search by school name or filter by school type.
OR
 - Select **No, thanks I'm done** to continue on into the app.



- Add a channel page.
 - Select channel page(s). You can search by page name or filter by channel type.
OR
 - Select **No, thanks I'm done** to continue on into the app.

